


January-February 2007
DSAC Club Forum at www.moparstyle.com

Send email to: dsac@execpc.com

TALLADEGA
CYCLONE SPOILER
Registry



DAYTONA – SUPERBIRD AUTO CLUB

13717 W GREEN MEADOW DRIVE . NEW BERLIN, WISCONSIN 53151 (262) 786-8413

2007 Membership Renewals are Now Due

It's membership renewal time. Club dues run on a calendar year basis from January to December each year. You can tell if you need to renew your membership by looking at your mailing label on the back of this issue. If at the top, it says "06", you are due for renewal. If it says "07", you have already paid for the upcoming year. The membership renewal form is on the inside of the back cover.



2007 National Meet News

We're excited to announce our host hotels for the Milwaukee August event. We have two hotels on the same property and same ownership.

The main hotel is the Comfort Inn & Suites of Pewaukee Wisconsin. Our group rate is \$99 per night, King or Double with a three night stay. For less than a three night stay, the rate is \$99 King, \$119 Double. The rooms are larger than standard and are extremely nice with an in-room fridge and sofa. A deluxe hot continental breakfast with items from the adjoining Machine Shed restaurant is included. For reservations, call 888-506-2005 and mention you are in the Aero Warriors block.

We also have several King rooms in the Aero Warriors block next door at the Radisson luxury hotel, across the parking lot. These rooms are \$109 King. For reservations, call the Radisson on their local number 262-506-6300 and mention the Aero Warriors block. For any issues with rooms, call me, Doug Schellinger at 414-687-2489.

The event dates are August 23rd thru 26th. The event will be held in conjunction with the Governor's Cup 200 ARCA race weekend, and the Milwaukee Masterpiece Concours d'Elegance on Milwaukee's lakefront. In addition, the Milwaukee Mile is hosting a Racers Reunion, and are contacting owners of vintage stock cars to bring them for display, and also drivers.

Thursday 8/23 – Tour of Harley-Davidson engine manufacturing plant. Afternoon at the Mitchell Park Horticultural Domes. Later in the afternoon we will be part of a police escorted motorcade down Milwaukee's lakefront to Pandl's restaurant in Bayside. This is part of the press preview for the Masterpiece Concours.

Friday 8/24 – Tour and Reception at Aloha Automotive. See how they do it at one of the country's premier restoration facilities. More muscle during our afternoon tour at Colin's Classic Auto. Evening meeting and speaker at the Comfort Suites.

Saturday 8/25 – Aero Car Concours at the Masterpiece Speed and Style Showcase - Club Day at Veterans Park on Milwaukee's Lakefront. This is a spectacular venue right on Lake Michigan. Late afternoon display on the track at the Milwaukee Mile after ARCA qualifying. There will be an opportunity for plenty of photos on-track, and the fans will be able to come down and see the cars.

Sunday 8/26 – Display at the Milwaukee Mile, Parade lap prior to the ARCA Governor's Cup 200. Plans are for a pair of Race Aero Cars to actually pace the ARCA field prior to taking the green flag. This will be a televised race on Speed Channel. Just announced, NASCAR past champion Matt Kenseth will be in Milwaukee racing at the mile on Sunday.

Web Updates

Just a reminder for those of you with internet access, to visit the club website, www.superbirdclub.com The site has been updated with new material in the last two weeks. Also, we still have our online DSAC club message board at www.moparstyle.net Overall, I would say that the board is being under-utilized. We encourage you to stop by and hello and talk about all things aero car related.

May 6th – Milwaukee WI, Drive the Mile Car Show and DSAC Annual Club Picnic:

Sunday morning May 6th, we will gather at the Milwaukee Mile race track. A \$10 donation and two canned goods gets you three paced laps on the legendary oval. Proceeds benefit the Milwaukee Hunger Task Force. Car show starts at 10 AM after the laps. Photo ops with your car in victory lane. At 2:00 we will have the annual club picnic at the home of Chuck and Sharon Porter. Food and drink courtesy of the club. Please call Chuck Porter at 414-232-4670 and RSVP that you are coming to the picnic so we can plan for food.

Drive the Mile fine print: Please mail your registration form back to us here at the club by April 6th so we can bypass the line and drive right in. Registration fee increases to the show day price of \$15 after April 12th. We will mail local members the registration form. Otherwise, go on line to www.milwaukeeemile.com and print out the form. Also I have posted a link to the form on www.superbirdclub.com. You must be 18 to drive on the track. You must bring your insurance card or other proof of insurance with you to the track.

April 15th – Elmhurst IL: Walter P Chrysler Northern Illinois region car show and swap, all pre 1987 makes welcome. Held at Larry Roesch Chrysler-Dodge-Jeep 200-260 Grand Ave Elmhurst IL (just west of York Rd). More info, call 630-721-0662.

May 20th – Naperville IL: Mopower Madness Show and Swap at Naperville North High School, Mill St & Ogden Ave, sponsored by the Chicagoland Mopar Connection. www.chicagolandmopar.com

June 10-11th – Leawood KS: All Mopar car show and swap, sponsored by the High Performance Auto Club. Info: www.hpacmopar.com or call Dick Drake at (816) 618-7284

June 18-23rd: Charlotte NC: Winged Warriors/NBOA 33rd National Meet: Many activities are planned including trip to Petty Enterprises and a major Wing Car driver reunion. According to the WW/NBOA website, you must be a member to attend. For a complete list of details go to <http://wwnboa.org/comingevents.htm> or contact Kenny Brackett at 704-784-1137 Or Sue George at 515-432-3001

July 1-3rd – Carlisle PA: Carlisle All Ford Nationals

July 6-8th – Carlisle PA: Carlisle All Chrysler Nationals. This year featuring wing cars and convertibles. Info at www.carlisleevents.com

July 29-30th – Cincinnati OH: Fairlane Club of America national meet. FCA welcomes all Torinos and Montegos. www.fairlaneclubofamerica.com

August 9-12th – Columbus OH: Mopar Nationals – info: www.moparnats.org

September 7-9th – St Louis MO: Monster Mopar Weekend at Gateway Raceway

Dodge Charger Registry Meets – Charger meets are bring held all over the country and are free to attend. www.dodgechargerregistry.com

May 5-6 Jefferson City MO

June 2-3 Boerne TX

June 16-17 Beloit WI

July 28-29 Gettysburg PA

July 21-22 Nebraska City NE

August 25-26 Eureka CA

October 5-6 Smokey Mountain Cruise

Superbird at the 1970 Detroit Auto Show-Update

Last issue's article on the 1970 Detroit Auto Show generated some interest from folks emailing and writing in. The most common asked question was in regard to the winner of the car, "Who was Lucius Slade", and "What happened to the car?"

Galen Aasland, from Colorado sent me a clipping from Automotive News magazine. It states that Lucius Slade, the winner of the Superbird given away at the show, was a computer programmer for Ford Motor Company. I have to ask myself, I wonder if Mr. Slade ever drove his Superbird to work?

As to the whereabouts of Mr Slade and the Bird, they are unknown at this time. I did a quick phone search for Mr. Slade in Michigan and came up empty handed.

**Petty Slot Car Set Coming!**

News flash just in! Don Amadio just attended the New York Toy Fair, and reports that Carrera will soon be offering a Richard Petty themed 1/32 scale slot car set, featuring both the #43 Superbird and #43 Talladega. Available very soon, possibly March. Dpm reports that the cars have the same great detail as the other Carrera Aero Warrior slot cars. Look forward to seeing them.



In 1972, the U.S. Environmental Protection Agency contracted with Nichels Engineering which resulted in the procurement and modification of a Superbird. Shown above, is John Moran (left), the EPA liaison engineer to Nichels Engineering, with Ray Nichels himself. In 1970, Mr. Moran worked for Dow Chemical, who sponsored the Nichels #99 Daytona during that time. After bidding and winning the contract, Ray Nichels located and purchased a gently used Alpine White street Superbird from a private owner for the conversion. The car had been originally sold by Bosak Chrysler Plymouth in Merrillville Indiana, and had about 1300 miles on it when Nichels obtained it.

After modification, the car was used by the EPA to chase jet planes down runways with sampling equipment that measured particulates in the air. Years ago in the late 1970's when I heard about the car, it was described as finding out "Where do tires and brakes go?"

After a short period of government work in North Carolina was completed, the Bird was sold off locally at auction to Lin Walker for \$500 and has stayed in the area the whole time. At some point it was converted back to stock appearance. Last summer, the car emerged from long term storage and was advertised on www.roadrunnersite.com Showing only 10,000 miles, it was subsequently purchased by a new owner who intends to restore the car and put it up for sale at the Barrett-Jackson auction. The restoration is being performed by Brian Chaffee's Everything Muscle LLC in Middlefield Connecticut. The intent is to return it to its' 1972 EPA configuration. Their website is www.everythingmuscle.com

Let's talk about the modifications a bit. This is an original 440 4-bbl car with automatic on the column and bench seat. It was changed out to a 4-speed with a console, and 1970 Charger style high back buckets. The original column and bench door panels remained. A factory Alpine White car from the factory, Nichels painted it a low gloss EPA turquoise color. It was an exterior paint job only. The jabs remained the original white right down to the tire pressure sticker. A NASCAR fuel cell replaced the stock tank, with a fuel fill cap on top of the left quarter panel. The fuel overflow vent tube is under the car. Twin exhausts exit just under the license plate area. The rear seat was replaced with a flat deck for instruments and a fire extinguisher and the rear armrests removed. A racing lap harness was installed with a NASCAR style inertia reel. The car carried three 13 volt batteries, dual alternators, special gauges and a racing radio. There is also an air compressor regulated rear air suspension, and rear brake dust sampling ports attached to the rear backing plates. Still on the dash is a special plaque notating the build for the EPA by Nichels. On the next pages is the original press release.



FROM: PEITSCHER, JANDA/ASSOCIATES FOR IMMEDIATE RELEASE
560 N. Wabash Avenue
Chicago, Illinois 60611

FOR: NICHOLS ENGINEERING
1111 East Main Street
Griffith, Indiana 46319

DATE: May, 1972

NICHOLS FLIES LOW WITH NEW

CAR THAT CHASES JET PLANES

A race car that's designed to chase jet planes??? -
Nichols Engineering built one!

Don't cancel your plane reservations, however, says
Ray Nichols, president of the Griffith, Ind., race car
engineering firm, because the car won't fly. It was specially
built for use in the war on air pollution.

The 1970 winged Plymouth Superbird, famous on NASCAR
and USAC stock car tracks, was recently completed and
equipped with an array of testing gear that helped put the
total price tag at over \$30,000. According to Nichols, the
"bird" will be used to run down basic data on four suspected
sources of particulate matter in the air:

1. Tires
2. Brakes
3. Jet Engines
4. Highway Surfaces

The car was delivered to the Environmental Protection
Agency recently with initial testing to be done at the National
Environmental Research Center at Research Triangle Park, N.C.

(more)

Though it still won't match the brutes Nichols normally
builds for competition in USAC and NASCAR, it's a real bomb,
according to Paul Goldsmith, former driving great and General
Manager of Nichols Engineering. For openers, its 440 cubic
inch power plant is capable of accelerating from zero to
100 mph in less than 15 seconds and can maintain that speed
for two hours easily.

And the Bird's controversial rear wing now serves a
dual purpose. In addition to it's stabilizing effect, the
wing will be used as a sampling platform.

Other innovations include a safety harness, fire
extinguisher, fuel tank bladder and special suspension system;
four speed heavy-duty transmission and clutch and heavy
duty wheels.

Also, dual alternators on separate circuits power
three 13-volt batteries on the instrument deck in what used
to be the back seat; an aircraft transeiver radio, car braking
instrumentation and special suspension system control and
guages.

The average tire wear rate on a passenger car is one-half
gram of particulate matter per mile or about twice as much
as is emitted from the exhaust pipe. Since particulate matter
is solid, the EPA is concerned about particles in the air
small enough to be absorbed by the lungs.

- 3 -

EPA wants to know where these particles and those from brake linings go. Brake linings are hazardous, the agency says, because they are about 30 per cent asbestos.

The car will be used for sampling under various conditions and locations, on the street, at a race track and at airports where it will chase jet planes as they take off, hence the need for the quick speed and the aircraft radio.

The \$100,000 testing program will continue for at least a year with the next step determined by analysis of the data.

###


Since the initial announcement of the car being located, MusclevcarTV on the Spike TV channel has contacted Everything Muscle. They have agreed to tell the story of the Nichels EPA car Superbird and will show it as it arrived, and the early stages of the restoration. The show will be shown on the Power Block on Sunday March 18th. The show will be rerun the following Saturday. Check your listings on those times.

In the fall when the car is finished, plans are to take the car out to an airport and actually chase jet planes with it. My understanding is that John Moran, the original driver, has agreed to take the wheel again for another fast blast down the runway. Musclevcar TV will be on hand to record the event and it will be shown on a later show.



The photos above show the car in its current condition. It's in very good condition with low miles. At right, the lights are on for the camera crew.

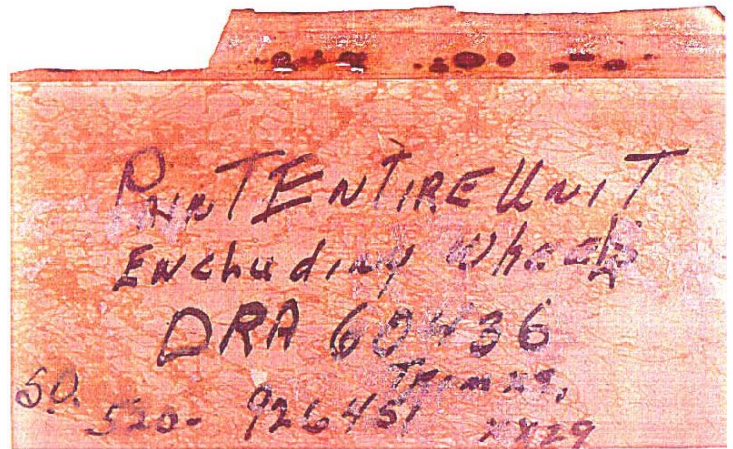
Several years ago, Tim Wellborn in Alabama uncovered a Daytona with a 999 special order paint code. Amazingly, the car was local to him and was delivered new to Lenox Dodge in Atlanta Georgia. It was one of four Daytonas delivered to that dealership. All four of the cars were sequential special order numbers. It is not known if any of the other cars had special paint like this one.



The car has recently finished restoration by Roger Gibson in Missouri, and is featured in the June 2007 issue of Mopar Action magazine. This car is a 440 with a 4-speed and a black interior.

Tim's Daytona is painted Ditzler paint code DAR-60436, Omaha Orange, also referred to as Competition Orange. This is a much more brighter "citrus" orange than the V2 code Hemi Orange that is common on Daytonas. There is a Plymouth technical service bulletin stating the Omaha Orange color that was available in 1969 was being phased out in favor of the standard Vitamin-C Orange. Although a Dodge TSB has not been uncovered, I assume the policy applied to both divisions. Vitamin-C (or Go Mango for Dodge) has metallic in the paint. Omaha Orange does not. In fact, I am sure you all have seen municipal and fleet vehicles painted Omaha Orange through the years. It was a very popular color often seen on International HD trucks.

An interesting piece of documentation was found inside the passenger compartment of Tim's Daytona. When they tore the car down, there was this piece of card stock detailing the special paint instructions. Shown at right, you can see the masking tape on the top that held it to the body shell. The card has several pieces of key information including the scheduled production date of May 20th, the special order number of 926451 (all Daytonas are 926xxx), and the XX29 VIN prefix identifying the car as a Daytona. The trim code X9 for black is there.



Most interesting to me on the card is the comment to paint the entire car orange including the wheels. Now the wheels that the broadcast sheet are coded for are "30" which is the 14" Magnum 500 road wheel. Furthur backing this up is the code for the trim ring which is "61". This is the 14" 1969 trim ring with the four clips. Does this mean that the Magnum 500 wheel centers are to be painted orange? I don't know that this question has been answered yet, but that is the way the car is coded. For now, the car is riding on a NOS set of the rare Kelsey Hayes wheels which were recalled during the 1969 model year. They are not correct for a Daytona, but they sure look nice on the car.

Let's talk a little bit more about special paint code. Member Gene Lewis had posted a note on the dodgecharger.com forum regarding special order paint. This was a former Chrysler district manager Larry Jett speaking in a column he had written. Larry talks about a request he got from one of his dealers, Bill Clark Chrysler-Plymouth in Ukiah California, about obtaining a 1968 Road Runner in something other than the factory stock colors; orange, perhaps. Remember this is 1968 before any of the high impact colors were available as part of the standard color choices. Larry writes:

"On my next visit to the home office, I took coffee to the Regional Service Manager and asked about the special order 999 paint codes. Turns out the rules were loose and not widely disseminated. A fleet account could order any recognized Ditzler paint code for an additional charge of \$75. It was a rarely used build procedure which was fine with the desk heads, but wreaked havoc with the paint booth scheduling. I found three pages of orange tints and selected the code for Omaha Orange, only to be told that oranges were difficult hues and would chalk up quicker than average. Undeterred, I made up a (bogus) fleet account called "Redwood Empire International Harvester" and ordered an orange Road Runner for the Ukiah dealer. Several weeks later, an excited Bill Clark called me at home and wanted five more orange Road Runners and GTXs. He had detailed the car on Saturday, and by Sunday, the Ukiah police had to direct traffic in and out of his place while the farm boys came in droves to see and order. The orange cars were so much fun, I ordered several more for other dealers in the Santa Rosa (CA) district. I would say that over 100 cars were ultimately shipped in 1968 to our region after other managers followed my lead. The Los Angeles assembly plant having enough of my nonsense called my boss to complain, and I was on the carpet again. It didn't go unnoticed that the 1969s had several high impact paints, orange included." Larry Jett

The orange that Larry talks about would be the special order color on Tim Wellborn's Daytona. I'm sure it was not special ordered like the above procedure. By 1969, the color would have been available as a listed special order color. However, Tim's Daytona is the only one known to exist in this color to date. Very exciting news, indeed.


Dave Kinney made a really good point in the latest issue of Sports Car Market, on his philosophy of collecting. It really rang home with me and I will share it with you.

“A friend of mine is an antique dealer who now deals in collector cars, and he taught me what I consider the most basic rule of collecting: *What was special then, is special now. What was ordinary then may be rare now, but it's not special.*”

Don Bish is looking for the build sheet on his Superbird. The VIN is RM23V0A178068. Sold new at Nevada Chrysler Plymouth in Reno. The car is Limelight and was reportedly raced in the Reno area when it was new. If you have any information, contact Don Bish at 260-761-3916 or email to: dbbish@ligtel.com

Boomer Landt of Melbourne Iowa sent me this a while back. Jerry owns a blue Talladega as well as his fathers old Talladega.

“Greetings from central Iowa. I finally took ownership of my late dad's Talladega. It seems rather silly that it took almost 19 years to do. This is the first time it's been stored inside in 25 years and is parked next to the donor parts car. Enclosed are some pictures. I thought you might get a kick out of the rear seat belt ones. They were still wrapped in plastic from the factory under the rear seat. I could not believe how new and clean they were. I am going to use them in my driver Talladega so I can put my daughter's car seat in the back. She loves old cars and there's nothing sweeter than hearing “When are we going for a cruise dad? She is also very good at getting tools for me.”



Dean Reiber from Texas sent a note about his Daytona. The club and member Gene Lewis were able to reunite the build sheet for Dean's car. Dean's car is a beautiful Petty Blue and was restored in this color thirty years ago by former owner Tom Hayden in Pennsylvania. With a white tail stripe it's a striking color combination.

“Doug, just a quick note to thank you and the gentleman who forwarded the build sheet for my Daytona to you. Receiving it after so long was great.

This event reminded me what a family the collector car community really is. Thanks again to all. Please find enclosed a photo of my Daytona as it appears today next to the “so called” Daytona truck. Sincerely, Dean Reiber.”



Custom Superbird Panoramic Prints From Kinicker Digital Graphics



Member Barry Kanick is offering professional custom panoramic Superbird prints. In the example above with the Blue Angels F/A-18, the size is 24" x 76" Two other prints are available including one with all seven production Superbird colors shown together at Pocono Raceway. You can check out Barry's work at his website, www.kinickerdigital.com Contact Barry by phone at 610-351-8434 days, or 610-395-1435 evenings, or email to: kinicker@yahoo.com

Send your ads into the club address, or email to: dsac@execpc.com or email to: dsac@execpc.com Ads run for three months.

For Sale: 440 automatic distributor, 2875758, correct for Charger 500 or Daytona. \$100, John 219/785-4730. 04/07

For Sale: Superbird . Original low-mile V-code. NOM but correct '70 six pack motor / carbs. B5 blue, w/black bucket interior, console. 53k documented miles. 1 of 408 six bbl autos. All orig. sheet metal. Mint floors, \$7k in all new or re-built mechanicals since '99. Brakes, suspension, front end, fuel system, stainless exhaust. Trans and diff rebuilt. Exc. interior. Fender tag, no build sheet, includes both jacks. 100 % complete car. One re-paint in 1981. Mechanicals #2 condition, body solid #3. Documented history back to 1979. Many pictures available via e-mail. Reasonably priced. Good investment. Price - \$ 119,900 Call (204) 837-3497 St. Andrews, Manitoba Canada. Kano@mts.net 01/07

Wanted: Superbird build sheet, RM23V0A178068. Sold new at Nevada Chrysler Plymouth, Reno. Car is Lmelight and was reportedly raced in the Reno area when it was new. If you have any information, contact Don Bish at 260-761-3916 or email to: dbbish@ligtel.com 04/07

Wanted: Daytona or Superbird, older restoration or semi-finished project car preferred ; will trade my restored 69" Talladega plus cash. Ron Penska, 267-975-6124 or email : hystick93@aol.com.

For Sale Limelite Superbird. U code now 426 Hemi, auto. Black buckets with console. 124K miles. Older restoraion. \$160,000.00. Lee (630) 247-1627. Sbirdlee426@aol.com 02/07

For Sale: Superbird numbers match orig 440 4 Barrel now with six pack. I have original manifold and carb. Vit c orange, black buckets and console coded for white decals and interior, am/ 8-track perfect dash, partial build sheet. Original southern car nice older restoration ready to drive and show in very good condition. \$138,000.00 Phone 330-227-3588 02/07

For Sale: Superbird, 426 Hemi, professionally built, magnesium valve covers, ported and polished Milodon heads with 2.30 intake valves, Arias pistons, Keith Black crankshaft, balanced/blueprinted, roller hydraulic pushrods with Crane cam – has smooth idle. Deep oil pan with windage tray and high volume oil pump. NASCAR type radiator, original Orange, now Blue with blue interior. Automatic with column shifter. In very good condition, \$250,000. Dennis Luedke, PO Box 366825, Bonita Springs, FL 34136-6825 02/07

For Sale: 68-69 bucket seats \$375-\$450/2, 1969 6-way seat track \$575, 1969 3-spoke steering wheel w/tri star horn pad, exclt, green \$695, 68-70 AM/8-track radio \$345, 68-70 3-speaker cores, grilles, wiring \$275, Superbird stainless a-pillar moldings \$850/2, Superbird rear window diamond plates \$850/2, 1970 Charger grille \$1195, 1970 B-Body bucket seats \$450/2, 1970 transmission lockout linkage \$295, 66-70 440 motors \$225-\$1195, NOS 68-70 Charger locking gas cap \$170, Coronet hood scoops \$325/2, 70-71 big block HP exhaust manifolds \$395/2, big block aluminum bell housing, original \$345, big block PS pump, \$95, Original Hemi Stuff: 66-69 oil pan \$1195, intakes \$795-\$1195, rocker arm/shaft assys \$1295/2, exhaust manifolds \$1695/2, 70-71 valve covers \$995, 70-72 Hemi Air Grabber air cleaner baseplate, original, \$995, 1969 front carb \$1595, NOS #4746 70/71 rear carb \$2795, www.tonysparts.com 302-398-0821 2/07

Wanted: 1969 Ford Talladega and 1969 Mercury Spoiler 428. Any condition considered depending on price. Dick 615-849-3836 or rflener@comcast.net 04/07

Wanted: Superbird or Daytona steel nose – any condition. Jerry Swangler, 701-775-4044. Swanglerauto@invisimax.com 10/06

Wanted: 426 Hemi block, Jerry, 701-775-4044, swanglerauto@invisimax.com 10/06

Wanted: NOS or high quality excellent used (mint) console for '69 Charger w/automatic in green color. Joe. 402-740-4813 cell, leave message if I don't answer. Call any time day or night. 10/06

For Sale: New Product! 67-70 B-Body console body. INJECTION MOLDED AS ORIGINAL. Fit and look are perfect. Has all factory mounts, holes and locating tabs. Install your trim and install in your car. \$175. Available through Tony's Parts. 302-398-0821 www.tonysparts.com Tony's Parts, 96 Redbird, Harrington, DE 19952 02/07

For Sale: Lots of Mopar magazines from the 90's, Mopar Collectors Guide, Hi Performance Mopar, Mopar Muscle in excellent condition. \$200 for over 150 magazines. Many Aspen/Volare parts, hood, mlds, susp parts, etc. 98 Dakota hood, ½ hour damage \$100. Rene, 920-733-0283.

For Sale: I have about 20 Dave Marcis and Richard Petty 1/64 scale Daytona-Superbird Racing Champions diecast, plus other drivers. Also some 1/18 Daytonas, 1/43 Superbirds plus HO scale Superbird slot cars and more. Allyn, 480-695-9177 or email: twaiten@aol.com 08/06

Wanted: 1971 Charger R/T hardtop w/440 6-pack. Prefer high impact color but will consider anything low miles #1 or #2 shape. No rust buckets or basket cases, must be 4-speed. Joe, 402/740-4813 – leave message if no answer – thanks! 10/06

Wanted: Broadcast sheet for Superbird, RM23U0A158634. Call 610-395-1435 or email: kinicker@yahoo.com 07/06

For Sale: Decal sets for winged cars. Consisting of the following decals: Antifreeze, Emissions, Air cleaner service, Horn (Superbird only), Tire Pressure Safety Act, Jack Instructions, Sure Grip Warning, Jack Base, \$46.00 Superbird or \$34.00 Daytona. Wing decals, black, white or red \$25 ea. Running Birds \$8 ea. Standing birds \$8 ea. All prices plus shipping anywhere. Other decals & stripes available John McBryde 704-435-2692 or Hemituff@bellsouth.net 03/06

For Sale: Reproduction Daytona jack hold down plates, \$50 Superbird jack hold down plates in correct die stamped steel, This is the triangular bracket located on the pasenger side trunk floor. \$110. Prices include shipping. Call Pete at 860-350-6864 12/04.

For sale: Complete Ted Janak Daytona fiberglass kit. Includes rear window plug, nose, wing and braces etc. Asking \$5000. Jim, (856) 816-5414 email: Splinterdad@yahoo.com. 11/05

For Sale: Daytona/Superbird Metal Reproduction Parts available: **New Part Available:** A-Pillar Mouldings/Wind Deflectors - stainless \$495/pair. Wing support braces and "washers" - \$495/set. Superbird turn signal frames - \$295/pair. Headlight buckets (.048 thickness for strength) - \$450/pair. Z-brackets (with proper strength rib) - \$695 pair for Superbird/\$745 pair for Daytona. Valence for Daytona - \$995. Latch tray for Daytona -\$395. Headlight door frames (aka pivot brackets) - \$425/pair including adjuster screws. Headlight assembly adjuster cams with bronze oil impregnated bushings (4 per car) - \$90.00/set. Vacuum motor mounting plates - \$45.00/pair. Headlight door stops - \$25.00/pair. Daytona Charger Parts List (clean copy) with diagrams - \$10.00/copy. Superbird/Daytona internal nosecone assembly documentation (36 pages packed with color photos and notes regarding assembly process) - \$400. All parts are cut using CNC equipment and formed with CNC equipment or custom tooling. Assembly services are also available for part or all of your nosecone components. Shipping/insurance is extra. Many parts are in stock complete or partially completed. Please call 612-382-4723 or email erik.nelson@xerox.com if you have questions or if you would like additional information. 08/05

I received the following nice letter from Steve Liabenow in the Detroit area. He is just finishing the restoration of his R6 red Daytona. If you haven't seen one, it is a very unusual color.

Hi Doug, good to hear from you. As far as my Daytona goes, I think you remember that the previous owner was John Gilley from Bluefield, West Virginia. You had ran a story a couple of years ago about John passing and in some aspect handing the reigns over to me. John loved this car and was the proud owner for about 25 years. He and a couple of close friends had began restoring the car a few years ago in hopes of John being able to cruise it and show it off at the Winged Car events across the country. From what I was told John really enjoyed attending these shows even without the car. Even though I was not able to meet John, I know that I would have got along great with him. Matter of fact from what his friends told me, he also felt it was important to keep the Daytona as original as possible which included the smallest details like the dimples on the front edge of the deck lid that were caused from welding during the modification process at Creative Industries. (continued on page 10)




Wood Brothers at Michigan International Speedway, 1969

We received these wonderful color photos and letter from Vaughn Koshkarian in Milford Michigan. I can tell you that color photos of Cale's Cyclone are not easy to come by. The cockpit shot with Cale's gloves on the dash is great. Our thanks to Vaughn for sending them in for us all to enjoy.

"I'm enclosing these photos of Cale Yarborough, the Wood Brothers and their #21 Mercury Cyclone which I took at the MIS race in 1969; I believe in August based on the date on the pictures.

"I retired from Ford Motor Company five years ago after 36 years. At the time of this race, I was working at Lincoln-Mercury Division and was fortunate to be able to get pit passes as you can see from the photos which I snapped before and during the race.

"After so many years, I'm afraid the photos are a bit faint. If they are of sufficient quality, however, you're welcome to use them in the club publication as you wish. I've been meaning to send these to you since the 2004 event at Talladega." Vaughn Koshkarian, Milford Michigan.



Unfortunately they were not able to finish the car before John passed on, even while going through his battle with Cancer he managed to work on the car whenever possible. A good friend of mine had helped me find the Daytona and I am forever grateful for that. From what I found out John had purchased it from a gentlemen in Virginia who had actually brought the car up from Florida when relocating. This owner had actually purchased the car in 1973 from another guy who had bought the car a year or two before that from the Used Car Department at the Dodge dealer in Clearwater. Apparently there two or three Daytona's on this lot at that time, he picked that best one and took it home. I'm not sure how it ended up in Florida early in its life because the shipping list indicates that it was shipped to Reedman Dodge in Langhorne, PA. which is outside the Philadelphia area.

The car is a 440 4-speed console car and is R6 Red with black wing, stripe and interior. It is a fairly basic optioned car with a single base model mirror, no tach (only clock), AM radio, drum brakes, no-wood wheel. After I bought the car I had some things going on in my life that kind of kept me from working on the Daytona for awhile so it has taken awhile. When John had began the restoration of this original sheet metal car he stripped it down to bare metal and basically started from point zero going through pretty much everything. Since they weren't able to finish it I have been working on several areas to finish it.

One of the major hurdles was prepping and painting in the original R6 Red color on which I am very fond of, especially since my daughters and I also have an original R6 Road Runner, which coincidentally is also from West Virginia. I hired a local painter in Michigan who was highly recommended by my cousin who is also a very avid car and race buff. It took awhile but we have now gotten her to where there are only a few little things to finish. There were times where I think I was driving my painter crazy with all the little Daytona details including the finish inside the nose. Even though he did the painting and such I was able to be involved in the process and with a lot of advice from people like yourself were able to get her looking beautiful.

I really owe a lot of thanks to David Patik from Performance Car Graphics who was always willing to give advice on correct way to duplicate the work of Creative Industries in order to make sure my car was as original as possible. Also, I would like to thank you for your advice in direction on several areas in which were of great help during the restoration. I owe a lot of thanks to all of you and several other friends from the club.

Since I joined the Winged Car clubs a few years ago I have really enjoyed the friendships and sharing in this great hobby and have learned so much more about these great cars and there awesome race history. As most of Winged Car owners will testify, it can be pretty tricky getting the nose on correctly but we did prevail. As you can see the correct black stripe was put in place, this was installed by some friends at Artworks in Wixom Michigan and the wing was painted in the proper black paint and re-installed.

The dash, seats were already re-done but I did have to purchase a new 4-speed console and a few other parts for the interior and then re-install them. As you can see in the picture, I was able to have the right side dash plate signed by several Chrysler and Nascar legend while attending the great Aero Warrior Reunion at Talladega Alabama in 1994.

The drive line had already been done by John so there was only minimal work in those areas. Although this restoration wouldn't be considered concours, its still a nice restoration and has turned out great. Another good part is that since John was so fond of this car and had it so long it was a pretty nice and clean car to begin with and only needed a little body work. To this date I still haven't found the original build sheet but with the help of other Winged Car Enthusiasts I believe it will happen sooner or later.

Doug, like I was saying earlier, even though she is not completely done it is now at the point I can really start to enjoy the ride. I just wanted to point out how important John Gilley was in preserving this car and pay tribute to him and his enthusiastic attitude towards these great cars.

Club Store Items

Talladega and Cyclone Spoiler Stuff – prices include shipping within the U.S. – send to the club address

License Plates \$10 each Torino Talladega “Grand National Champion” license plate with “T” logo, Dan Gurney Special logo plate, _____

Emblems & Decals Talladega inside door emblems \$25 pr, Talladega gas cap emblem \$25, Talladega 428 air cleaner decal \$20 (the only correct one available), Dan Gurney Special fender decals \$35 pr, Cale Yarborough Special fender decals \$35 pr, Talladega stripe kit (white or black), Spoiler/Spoiler II side stripe kit (red or blue) Spoiler/ Spoiler II hood stripes, “Cyclone Spoiler” quarter panel decals – call _____

Misc Parts: Correct Talladega/Spoiler radiator shroud, \$110 quantities limited, Talladega and Spoiler II grille/headlight seals. Correct wide rubber seal as original – custom made to our specification, \$150 set _____

BOOKS AVAILABLE FROM THE DSAC LIBRARY: send payment to the club address

Talladega and Cyclone Spoiler Registry Book – Contains information on how to properly restore your Talladega, Cyclone Spoiler or Spoiler II as well as the story of the Aero Fords. Each Talladega serial number is documented and current owner and condition if known. Each Cyclone Spoiler and Spoiler II known to exist is listed as well as known Talladega and Spoiler II race cars. Also lists resources for restoration parts. \$30 postage paid. _____

Superbird Special Parts & Maintenance Schedule - This 44 page spiral bound book was the special owners manual mailed to the original owner of record by Chrysler. Includes separate cover letter of introduction from Chrysler. This book is a supplement to the 1970 Belvedere owners manual. \$15 postage paid. _____

Superbird Serial Number List - Contains 1,920 Superbird VIN numbers. This document does not list by VIN numerical order, but rather when each car was received by the Clairpointe sub-assembly plant (where noses and wings were installed) and when shipped out after installation. There have been a few cars reported that are not on this list. \$20 postage paid. _____

Superbird Dealer Brochure - There never was a consumer sales brochure on the 'Bird, but there was a four page black & white folder sent to each dealer introducing the car and special features. \$10. postage paid. _____

2007 DSAC MEMBERSHIP FORM

NAME _____ MEMBER # _____
 From the right side of your address label

ADDRESS _____

CITY _____ STATE _____ ZIP _____

Email address: _____ Phone _____

2007 MEMBERSHIP DUES – U.S. \$20.00
 Canada / Overseas \$22.00

Enclose check or money order in U.S. funds to:
Daytona-Superbird Auto Club
13717 W Green Meadow Dr
New Berlin, WI 53151
USA

(If you would like to renew for two years, you may do so.)

 For Sale: Daytona & Superbird fiberglass parts, from nose to tail. Send \$2 and SASE w/ 68 cents postage for catalog. Ted or Carol Janak, 65611 Elmgrove, Spring, TX 77389 www.wingedwarriorbodyparts.com 281-379-2828 09/04

Wanted: 1973 Road Runner, prefer low mileage original or restored car, 340 w/4-speed, numbers matching, silver metallic w/black interior. Please call Randy at 608-592-3399. 04/06

For Sale: Superbird-Daytona scissors jack \$400, jack handle \$125, hold down plate \$110. 1970 Road Runner/Superbird bumper jack with hook #103 \$350. Call Mike, 860-228-8662. 04/06

For Sale: Original NOS 1969 Dodge Scat Pack white glass coffee cup, \$75. Richard Petty / Daytona Speedway rare cotton racing jacket \$275. 1970's Harley Davidson lined "#1" logo racing jacket. White with red/white/blue trim, \$275. Call Greg @ 586-726-9563 or email to: Hpims@comcast.net 04/06

Superbird/Daytona headlight vacuum cans exact reproduction, Air Grabber vacuum cans, Fiberglass nose cone, headlight doors (Daytona/Superbird), and fender scoops (Daytona). Reference 71 Daytona/MCG Nov.2002 and soon Mopar Action. Call Mike Goyette at 508-977-0680 or email to G-series@comcast.net Check out our new website @www.Dayclona.com 04/05

Services Offered: Custom fabrication and repair of Superbird nose cones and rear window plugs - complete or partial, I can repair yours or build you a new one. All steel. See photos of my work at www.wingcarfab.com Jack McGaughey 2682 New Hope Rd. Dacula GA. 30019 770-963-2439H 770-277-8086 shop 08/04

For Sale: Superbird grille screens, correct size and pattern, \$30 ea or 2/\$50. Superbird/Daytona headlight pivot bushings, correct item, \$25 set of four, Superbird/Daytona special flat headlight bucket bolts - \$2.50 ea (ten reqd). Charger 500 stripe kits in red, 75 ea, Engine compartment items: black strap for rad support vacuum lines \$2, small rubber hood bumpers at cowl panel \$3 ea. Mopar engine belts: 440 alternator \$12, 426 alternator \$12, 440/426 power steering \$12. Mopar radiator hoses, 440/426 lower or upper (now available again) \$18, Prices include shipping. DSAC, 13717 W Green Meadow Dr. New Berlin, WI 53151 414-687-2489 eves or email to dsac@execpc.com 11/05

For Sale: Superbird headlight buckets, steel repro, \$325 + ship. Ron Knifley, 250 Parkwood Dr, Campbellsville, KY 42718. 270/465-2465.

Hemi Authentication Service: We have over 5000 Hemi VINs in our database. Call with your VIN. We provide free past ownership history, tracking all years, all models. I can travel and authenticate cars, provide appraisals, and certify. Call Jack at 305-251-2591 (in Florida), or www.jacksharkey2000@yahoo.com 05/05:

For Sale: Daytona grille screen \$50 postage paid, Daytona fender screens \$50 pr. Postage paid. Or buy all three for \$75. Wayne Perkins, 811 Northview, Olathe KS, 66061, 913-764-1956 noon to 7:00 pm central time. 08//06

Talladega Event VHS Tapes and DVDs Part I covers the cars at the reunion, and was shot at Tim & Pam Wellborn's home as well as the International Motorsports Hall of Fame at Talladega, and the Sunday parade lap. It covers both Ford and Mopars at the event and is 100 minutes of Aero Warrior excitement. Part II features the Saturday panel discussion at the International Motorsports Hall of Fame with the Chrysler and Ford engineers and NASCAR drivers in a roundtable story telling session. It's 114 minutes of history that will never be lost. You get both VHS tapes for \$20, or both DVDs for \$30, and the postage is included. Make your check to: Five Star Productions, 31230 Lahser Rd. Beverly Hills, MI 48025. Email questions to: onebadsuperbird@aol.com or call 248-646-6391.

For Sale: Quality Reproduction Parts – 68-69 Torino Trunk Drop-off Panels \$199.00pr, 1970-71 & 199.00pr. Torino Taillight seals exactly like the originals 1968-69 \$99.00pr, 1970-71 \$99.00pr, 428 Cobra Jet Throttle Rod {Fits 390 too!} concours quality \$99.00. 1968-69 Torino front license plate bracket \$89.00. 1970-71 Torino Cobra Center Grille {Outstanding Reproduction} \$450.00, 1968-69 Torino/Cyclone Ram air seal {fits 70/71 Cyclone} \$199.95. 1970-71 Torino Ram air seal {has part # and drain tube} \$169.95 Ram Air vacuum actuators {call for price} Marty Burke, 7177 CR 1135, Leonard Tx 75452 mburke6662@aol.com 903-587-FORD 9/2004

Wanted: 69 Charger upper door panels in white. Must be mint or NOS originals. Also need inner lock door buttons in white. Email: misterhemi@mts.net or phone 204-256-2351. 07/06

Daytona-Superbird Auto Club
Talladega and Cyclone Spoiler Registry
13717 W Green Meadow Dr
New Berlin, WI 53151

Return Service Requested

FIRST CLASS
US POSTAGE
PAID
WAUKESHA, WI
PERMIT #43

Bobby Isaac - 1970 NASCAR Grand National Champion

